

Learn to Type



You need Nimble typing Fingers

- If so, you must have flexible hands.
- So, let's flex those hands and develop finger dexterity!



Touch your left and right-hand fingers and thumbs together.

- Stretch and flex your typing fingers.
- Now, pretend you are a spider.
- Do your "spider push-ups!"

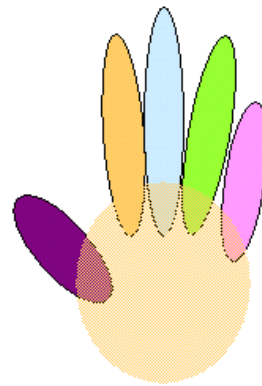


Please do not rest your wrists on the keyboard or desk when keyboarding. When typing, do not type with your fingernails. Use the pad of your fingers and strike the keys squarely. After the basic keystrokes are mastered, practice is needed to achieve speed with this newly acquired skill.

Here are some great sites to practice:

<http://www.freetypinggame.net/free-typing-lesson.asp>

<http://www.typingtest.com/>

Print out the next couple of pages to keep by your keyboard if you would like.



Num Lock	/	*	-
7	8	9	+
4	<u>5</u>	6	
1	2	3	Enter
0		.	

